

Ironbark Robeco Global Developed Enhanced Index Equity Fund – Class H (Hedged)

Quarterly Report / As at 31 March 2026

Fund facts

Objective:
To outperform the Benchmark by 1% p.a. before fees, over rolling 5-year periods, through investment in a diversified selection of equities on a global basis.
Benchmark:
MSCI World NR 100% Hedged to AUD
APIR:
DAM5404AU
ARSN:
663 275 303
Inception date:
3 January 2023
Class size:
\$464.8m
Exit price:
\$1.6128

Net performance (%)

	1 month	3 months	1 year	3 years (p.a.)	5 years (p.a.)	7 years (p.a.)	10 years (p.a.)	Since inception (p.a.)
Fund¹	-5.67	-2.89	19.02	17.68	N/A	N/A	N/A	19.08
Benchmark	-5.80	-3.25	17.69	16.14	N/A	N/A	N/A	17.26
Active	0.13	0.36	1.33	1.54	N/A	N/A	N/A	1.82

Top 5 holdings

Stocks	Sector	Country
NVIDIA	Information Technology	United States
Apple	Information Technology	United States
Microsoft	Information Technology	United States
Amazon.com	Consumer Discretionary	United States
Alphabet - Class A	Communication Services	United States

¹ Fund performance prior to 26 September 2024 is not attributable to the current investment manager. From 29 August 2024 to 20 September 2024, a transition manager was appointed to the Fund to coordinate an orderly transition of the portfolio from the prior investment manager over this period. The current investment manager was appointed effective from 23 September 2024 and was fully invested in the strategy by 26 September 2024. Returns prior to 29 August 2024 reflect the previous investment manager(s) of the Fund.

Past performance is not indicative of future performance. Net performance figures are calculated using exit prices, net of fees and reflect the annual reinvestment of distribution. Returns are rounded to two decimal places. Slight variations to actual calculations may occur. Significant investor activity can impact performance returns in a fund or of a class of a fund.

Top 5 monthly contributors

Stocks	Active weight
Marathon Petroleum	Overweight
Valero Energy	Overweight
Inpex	Overweight
Unilever	Underweight
Ciena	Overweight

Top 5 monthly detractors

Stocks	Active weight
Chevron	Underweight
The Estee Lauder Companies	Overweight
Centene	Overweight
BP	Underweight
Dollar General	Overweight

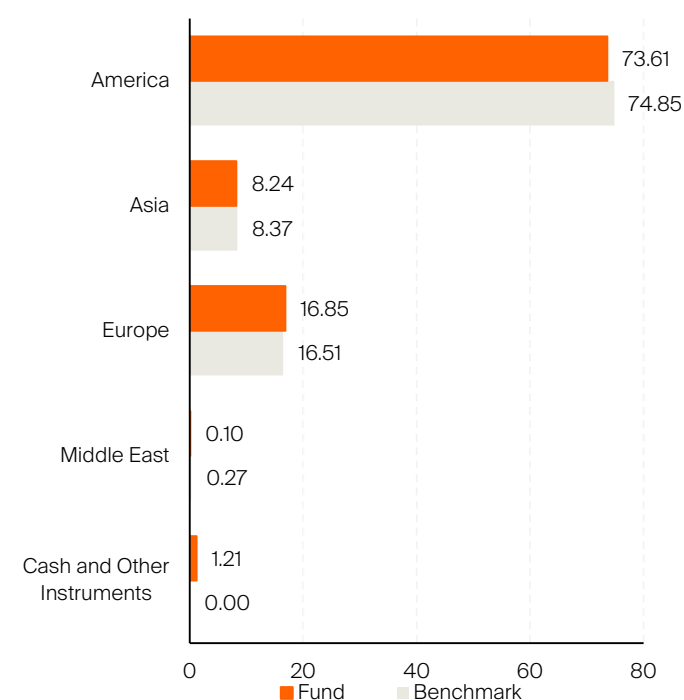
Top 5 quarterly contributors

Stocks	Active weight
Valero Energy	Overweight
Kongsberg Gruppen	Overweight
GE Vernova	Overweight
Baker Hughes	Overweight
Lam Research	Overweight

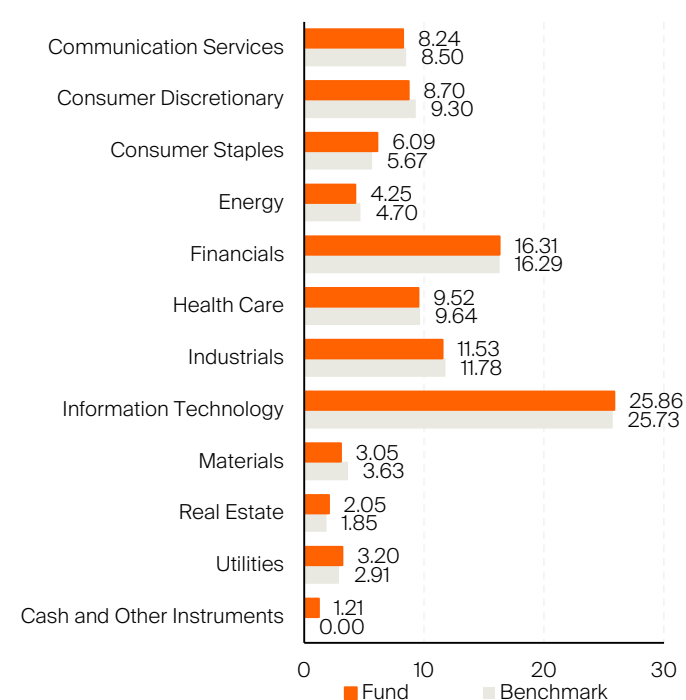
Top 5 quarterly detractors

Stocks	Active weight
Chevron	Underweight
Applied Materials	Overweight
Workday	Overweight
ConocoPhillips	Underweight
S&P Global	Overweight

Regional asset allocation (%)²



Sector asset allocation (%)²



² Totals may not equal due to rounding.

Investment manager commentary


Market review

The Iran war clearly impacted in the first quarter equity markets, with the Energy sector rallying on soaring oil prices. Utilities and materials also posted gains, while tech-heavy sectors, particularly information technology (driven by software names like Microsoft) and consumer discretionary (Tesla, Amazon), saw setbacks. As a result, the MSCI World Growth index lagged the broader market, while value and high-dividend stocks performed strongly. The MSCI World underperformed the MSCI EM Index, mainly because of the higher weight towards hardware stocks, like semiconductor companies in the EM index.

Performance review

Ironbark Robeco Global Developed Enhanced Index Equity Fund – Class H (Hedged) (the 'Fund') returned -2.89% (net) for the quarter, outperforming the MSCI World NR 100% Hedged to AUD by 0.36% which returned -3.25% over the period.

In the first quarter of 2026, the portfolio marginally outperformed the broader market. From a factor perspective, Momentum and Value were key contributors towards relative returns. However, the Quality and Revisions factors detracted from results. Short-Term signals also contributed towards relative returns. This blended performance illustrates the importance of a diversified multi-factor approach.



Issued by Ironbark Asset Management (Fund Services) Limited ABN 63 116 232 154 AFSL 298626, trading as Ironbark Investment Solutions (Ironbark). Ironbark is the responsible entity for the Fund(s) referred to in this document. The relevant target market determination (TMD) and offer document for the Fund(s) is available from www.ironbarkfg.com.au/investment-solutions/our-funds/ or by calling Ironbark on 1800 034 402. This document contains general information only and is not intended to represent specific investment or professional advice. The information does not take into account an individual's personal financial circumstances, objectives or needs. Before making an investment decision, you should consider obtaining professional investment advice that takes into account your personal circumstances and should read the current TMD and offer document before making an investment decision to acquire or to continue to hold units in the Fund. Ironbark and its representatives believe that the information in this document is correct at the time of compilation, but no warranty of accuracy or reliability is given and no responsibility arising in any other way for errors or omissions (including responsibility to any person due to negligence) is accepted by Ironbark. To the extent permitted by law, Ironbark, its employees, consultants, advisers, officers and representatives are not liable for any loss or damage arising as a result of reliance placed on the contents of this document. While any forecasts, estimates and opinions in this material are made on a reasonable basis, actual future results and operations may differ materially from the forecasts, estimates and opinions set out in this material. No guarantee as to the repayment of capital or the performance of any product or rate of return referred to in this material is made by Ironbark. Past performance is not a reliable indicator of future performance. All currency references are shown in Australian dollars unless stated otherwise. All indices are copyrighted by and proprietary to the issuer of the index. Any investment is subject to investment risk, including delays on the payment of withdrawal proceeds and the loss of income or the principal invested. This document is not intended for distribution to, or use by, any person or entity in any jurisdiction or country where such distribution or use would be contrary to local law or regulation. No part of this material may be reproduced or distributed in any manner without the prior written permission of Ironbark. © Copyright 2026 Ironbark Asset Management Pty Ltd (Ironbark) (ABN 53 136 679 420).