

Robeco Global Developed 3D Enhanced Index Equity Fund (AUD) – Class B

Monthly Report / As at 30 April 2026

Fund facts

Objective:

The Fund, through its investment in the Underlying Fund, aims to provide long-term capital growth while at the same time aiming for a better sustainability profile to the Benchmark by promoting certain environmental, social and corporate governance ('ESG') characteristics and integrating sustainability risks in the investment process. The Fund, through its investment in the Underlying Fund, aims to achieve a better return and for an improved environmental footprint compared to the Benchmark.

Benchmark:

MSCI World Index

Underlying Fund:

Robeco QI Global Developed 3D Enhanced Index Equities, a sub-fund of the Robeco Capital Growth Funds SICAV

APIR:

ETL0561AU

ARSN:

654 092 074

Inception date:

13 January 2022

Class size:

\$105.8m

Exit price:

\$1.5050

Net performance (%)

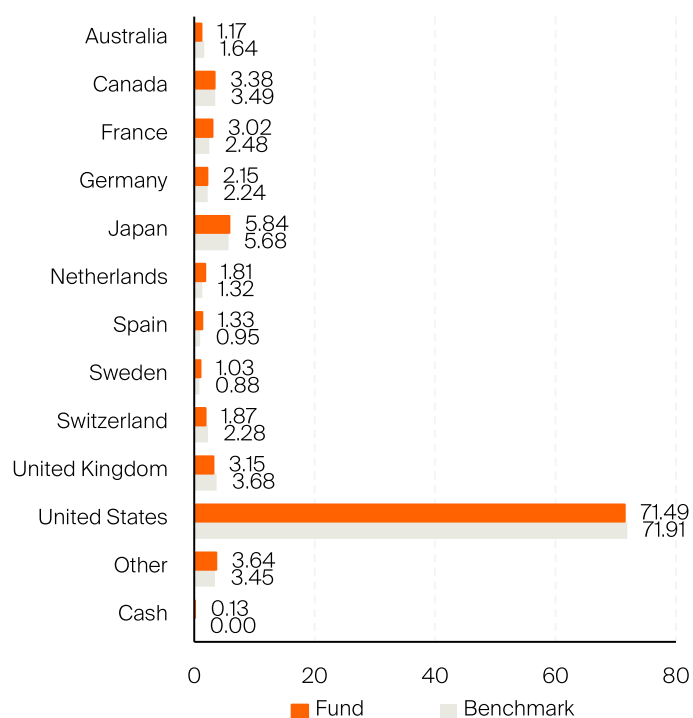
| | 1 month | 3 months | 1 year | 3 years (p.a.) | 5 years (p.a.) | 7 years (p.a.) | 10 years (p.a.) | Since inception (p.a.) |
|-------------|-------------|--------------|--------------|----------------|----------------|----------------|-----------------|------------------------|
| Fund | 6.78 | -0.61 | 15.52 | 18.52 | N/A | N/A | N/A | 12.05 |
| Benchmark | 4.40 | 0.72 | 14.95 | 16.38 | N/A | N/A | N/A | 11.33 |
| Active | 2.38 | -1.33 | 0.57 | 2.14 | N/A | N/A | N/A | 0.72 |

Top 5 holdings

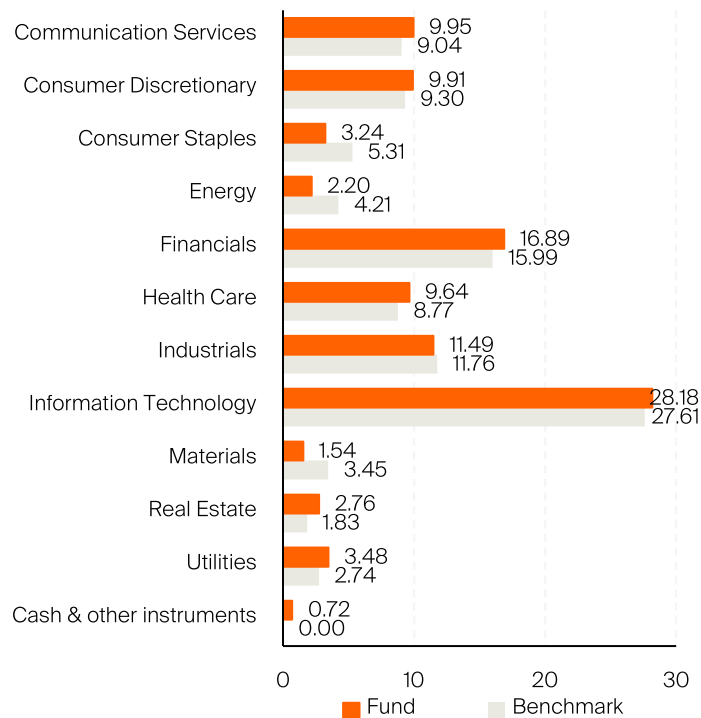
| Stocks | Sector | Country |
|---------------------------|------------------------|---------------|
| NVIDIA | Information Technology | United States |
| Apple | Information Technology | United States |
| Alphabet - Class A | Communication Services | United States |
| Microsoft | Information Technology | United States |
| Amazon.com | Consumer Discretionary | United States |

Past performance is not indicative of future performance. Net performance figures are calculated using exit prices, net of fees and reflect the annual reinvestment of distribution. Returns are rounded to two decimal places. Slight variations to actual calculations may occur. Significant investor activity can impact performance returns in a fund or of a class of a fund.


Country asset allocation (%)¹



Sector asset allocation (%)¹



¹ Totals may not equal due to rounding.

 1800 034 402

 client.services@ironbarkfg.com.au

 www.ironbarkfg.com.au

Issued by Ironbark Asset Management (Fund Services) Limited ABN 63 116 232 154 AFSL 298626, trading as Ironbark Investment Solutions (Ironbark). Ironbark is the responsible entity for the Fund(s) referred to in this document. The relevant target market determination (TMD) and offer document for the Fund(s) is available from www.ironbarkfg.com.au/investment-solutions/our-funds/ or by calling Ironbark on 1800 034 402. This document contains general information only and is not intended to represent specific investment or professional advice. The information does not take into account an individual's personal financial circumstances, objectives or needs. Before making an investment decision, you should consider obtaining professional investment advice that takes into account your personal circumstances and should read the current TMD and offer document before making an investment decision to acquire or to continue to hold units in the Fund. Ironbark and its representatives believe that the information in this document is correct at the time of compilation, but no warranty of accuracy or reliability is given and no responsibility arising in any other way for errors or omissions (including responsibility to any person due to negligence) is accepted by Ironbark. To the extent permitted by law, Ironbark, its employees, consultants, advisers, officers and representatives are not liable for any loss or damage arising as a result of reliance placed on the contents of this document. While any forecasts, estimates and opinions in this material are made on a reasonable basis, actual future results and operations may differ materially from the forecasts, estimates and opinions set out in this material. No guarantee as to the repayment of capital or the performance of any product or rate of return referred to in this material is made by Ironbark. Past performance is not a reliable indicator of future performance. All currency references are shown in Australian dollars unless stated otherwise. All indices are copyrighted by and proprietary to the issuer of the index. Any investment is subject to investment risk, including delays on the payment of withdrawal proceeds and the loss of income or the principal invested. This document is not intended for distribution to, or use by, any person or entity in any jurisdiction or country where such distribution or use would be contrary to local law or regulation. No part of this material may be reproduced or distributed in any manner without the prior written permission of Ironbark. © Copyright 2026 Ironbark Asset Management Pty Ltd (Ironbark) (ABN 53 136 679 420).