

# A Modest Equity Rebound

Jun Bei Liu, CFA  
Founder / Lead Portfolio Manager

## A modest equity rebound

The Alpha Plus Fund rose 2.24% in April, modestly outperforming the S&P/ASX 200, which gained 2.18%.

It was a modest recovery for the Australian market after a brutal March sell-off that saw the equity market fall ~8%. Disappointingly, the domestic market significantly lagged global markets, and in particular the US, which rose 10% as the tech sector rebounded from the Iran conflict driven lows.

The divergence reflected concerns around a deteriorating domestic backdrop as inflation forces the RBA to lift rates into a cost-of-living crisis. The result has seen weakness toward cyclical and rate sensitive parts of the market.

While Australia’s tech sector performed inline with global tech its small market cap weight meant it added little to overall index returns. In addition, a large downgrade by Cochlear saw the stock fall 44% over the month and drag down healthcare sector performance.

Within the Australian market, April saw a meaningful rotation towards oversold sectors including Real Estate and Materials. In contrast, traditionally defensive sectors including Health Care, Consumer Staples and Energy lagged the broader market. Small capitalisation companies also outperformed large caps pointing towards a marginal improvement in risk taking behavior across the market.

Factor performance reinforced this shift in sentiment. Growth, momentum and higher volatility stocks materially outperformed during the month, while defensive and low volatility factors underperformed. This represented a reversal from the defensive positioning that dominated earlier in the year and pointed to increasing confidence in the broader economic outlook.

The inability of the domestic market to hold onto early month gains despite earnings expectations remaining relatively stable reflects broad investor caution as we move towards RBA rate hikes and a fiscal budget which is set to provide little cost of living relief.

	1 Month	3 Month	6 Month	ITD
Alpha Plus*	2.2%	-5.2%	-3.8%	-3.8%
Benchmark	2.2%	-1.2%	3.9%	3.9%
Value Added	0.0%	-4.0%	-7.7%	-7.7%

ITD = Inception to date (19<sup>th</sup> November 2025), Benchmark is ASX200 Accumulation Index. Past performance is not indicative of future performance. Returns as at April 30, 2026. Note that past performance is not a reliable indicator of future performance. While any forecasts, estimates and opinions in this material are made on a reasonable basis, actual future results and operations may differ materially from the forecasts, estimates and opinions set out in this material. No guarantee as to the repayment of capital or the performance of any product or rate of return referred to in this material is made by Ten Cap or Ironbark Asset Management (Fund Services) Limited

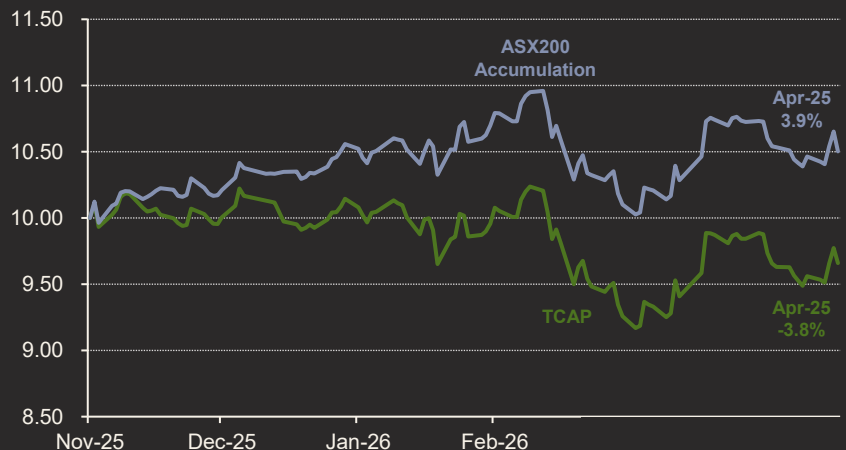
### Lead Portfolio Manager

*Jun Bei Liu, CFA*



### TCAP vs ASX200 Accumulation Index

(Closing NAV Price - April 2026)



Based at \$10.00 as at inception (19<sup>th</sup> November 2025)  
TCAP Net of fees and transaction costs

**April Portfolio Commentary:**

April performance was driven primarily by stock selection, with several individual positions contributing strongly as market sentiment improved and market leadership broadened. Sector positioning also added value via positions in Materials, Consumer Discretionary and Communication Services.

Within Materials, selective exposure to high-quality resource companies benefited from resilient commodity prices and renewed investor appetite toward cyclical sectors. In Consumer Discretionary, positions in several oversold companies recovered strongly as investors re-engaged with quality businesses that had materially de-rated earlier in the year.

Real Estate exposure also contributed positively, with performance driven more by stock selection than broader sector movements, as several holdings outperformed the underlying sector. Communication Services performed well as growth-oriented businesses recovered following a weaker start to the year.

Overall, April marked a more constructive environment for the portfolio, with improving sentiment and broader market participation supporting both stock selection and sector positioning.

**Key Positive Contributors:**

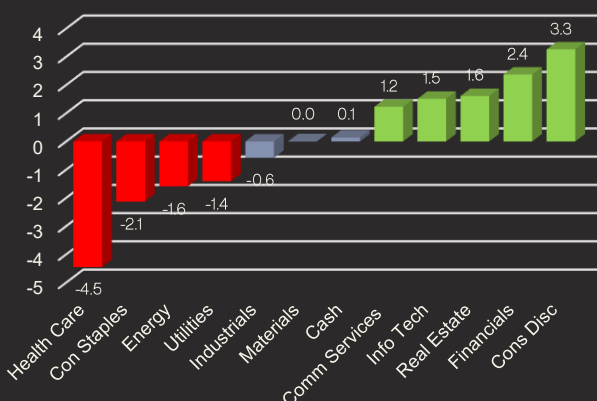
- **Northern Star (NST):** NST rebounded strongly after a weak result drove a sell-off that did not reflect the solid fundamentals of the company.

- **Orora (ORA):** ORA contributed positively from the short side after the company reduced EBIT guidance for the Saverglass segment by 17%. Weak industry demand and increasing competitive pressures continue to weigh on earnings, and we remain cautious on the broader outlook.
- **CSL (CSL):** CSL contributed positively to portfolio performance from the short side as both the earnings outlook and investor sentiment continued to weaken. Demand conditions remain soft across Immunoglobulin in the US and Albumin in China, with little evidence of a near-term recovery. In our view, valuation remains demanding relative to the company’s subdued earnings growth outlook.
- **Mineral Resources (MIN):** MIN was a strong contributor during April, recovering from earlier weakness associated with the Iran conflict. The company delivered a strong operational result, with production exceeding expectations. Improving lithium prices and stronger demand dynamics also reinforced confidence in the earnings outlook for Mt Marion and Wodgina.

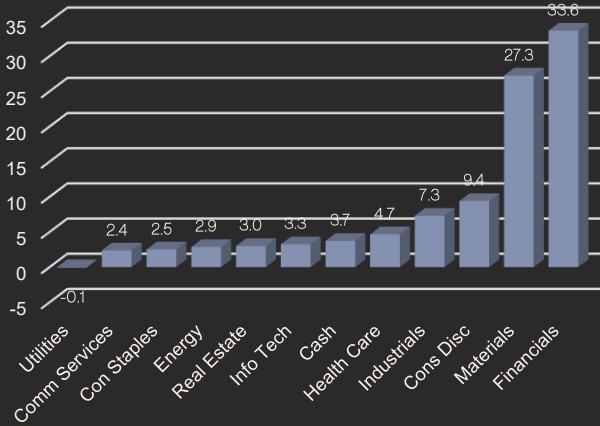
**Key Negative Contributors:**

- **A2 Milk (A2M):** A2M disappointed after supply chain constraints and supplier capacity issues resulted in a significant downgrade to earnings guidance. This saw the stock sell-off materially as it impacted investor confidence.
- **ASX (ASX):** Our ASX short detracted during the month as elevated market volatility drove stronger futures volumes and equity turnover. We remain cautious given ongoing earnings risk associated with remediation costs and the company’s technology modernisation program.
- **Cochlear (COH):** COH disappointed following a guidance downgrade driven by softer US demand and operational disruptions linked to the Iran conflict.

**Alpha Plus Sector Allocation Changes**  
(Month end: Mar-26 to Apr-26)

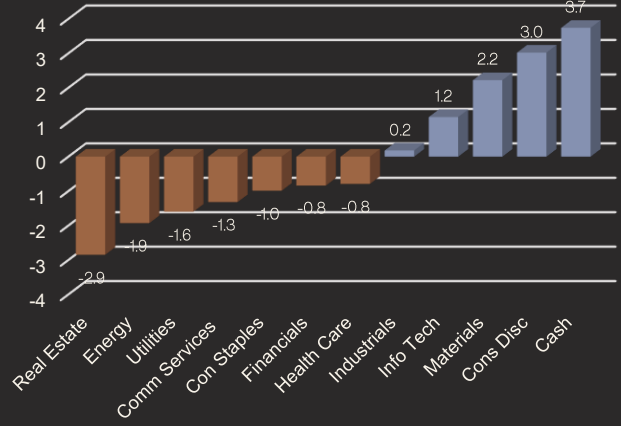


Alpha Plus Sector Allocations  
(As at month end Apr-26)



Source: Ten Cap, FactSet

Alpha Plus Sector Bets vs ASX200 (%)  
(As at month end Apr-26)



Source: Ten Cap, FactSet

## Major Portfolio Changes

### Increased Positions:

- **Charter Hall (CHC):** We increased our position in CHC, attracted by supportive capital flows, improving investment demand and a compelling valuation following recent share price weakness.
- **REA (REA)** We increased our position in REA as pricing growth, resilient earnings and a recovery in listing volumes continue to support confidence in the medium-term outlook.
- **Reliance (RWC):** We added to RWC following reaffirmed guidance and resilient earnings. The company's repair-focused exposure provides defensiveness despite softer US housing conditions, while valuation remains attractive.
- **Eagers (APE):** We initiated and added to APE during the month as rising fuel prices accelerated EV demand, supporting earnings momentum. We also see longer-term upside from industry consolidation opportunities.

### Decreased Positions:

- **Woolworths (WOW):** We reduced our position in WOW as softer consumer conditions and increasing competitive intensity are likely to place pressure on earnings margins going forward.
- **Woodside Energy (WDS):** We moved underweight WDS as the company enters a period of declining production alongside elevated capital expenditure requirements.
- **Ramsey Healthcare (RHC):** We reduced our position in RHC following strong share price performance and growing concerns around margin pressure from rising consumable costs.
- **Stockland (SGP):** We increased our underweight position in SGP given downside risk to earnings from higher interest rates, rising costs and slowing residential demand trends.

## Key Portfolio Statistics\*

	Alpha Plus	ASX200
Market Cap (\$million)	109	103
# of holdings	105	200
Dividend Yield (trailing)	2.5	3.2
Price to Earnings (FY1 est)	22.3	20.8
Price to Cashflow (trailing)	13.4	12.3
Forward EPS growth (3-5yr)	6.6	5.5
Return on Equity (ROE)	16.7	13.6

\*All figures are harmonic weighted averages as at 30th April 2026

### Sector outlook

While market conditions remain uncertain, our investment approach continues to be driven by bottom-up fundamental analysis. Periods of dislocation earlier in the year created opportunities to add to high-quality businesses where share prices moved materially ahead of underlying fundamentals and we are happy to wait for this value to be recognized.

We remain focused on companies with durable earnings, strong asset quality, low debt loading and clear long-term demand drivers, while continuously stress-testing assumptions as conditions evolve. In particular, we are focused on avoiding near term earnings risk as well as overestimating the ability of corporates to push through price increases, especially for consumer facing areas.

Within Materials, we increased exposure during the sell-off, particularly to businesses aligned with long-duration structural themes. Our exposure to electrification-related commodities, including copper and aluminum, have performed well as markets reassessed supply-demand dynamics and the sustainability of end-market demand. We continue to see compelling medium-term demand for copper driven by grid investment, electrification and data-center growth, alongside persistent supply constraints.

As a result, we believe diversified miners and high-quality copper producers remain well positioned through the cycle.

Conditions in China have also been incrementally more supportive than expected. Activity indicators have stabilised, contributing to firmer iron ore prices and improved sentiment toward bulk-exposed names. While geopolitical uncertainty continues to create periods of volatility, we believe increased clarity around the Middle East conflict should allow underlying fundamentals to reassert themselves across the sector.

In Financials, we are becoming increasingly selective. The banking sector delivered strong outperformance earlier in the year, supported by resilient earnings and balance-sheet strength. However, valuations now appear increasingly priced for perfection, leaving limited room for positive surprise heading into upcoming results. From a bottom-up perspective, we see risk-reward becoming less attractive at current levels.

We also remain cautious toward the broader consumer discretionary sector. The consumer was already under pressure prior to recent geopolitical uncertainty, and we expect conditions to soften further as higher interest rates continue to work through the economy. That said, our exposure remains selective and fundamentally driven, focused on businesses where earnings improvement is being driven by internal execution rather than macro conditions. These include Sigma Healthcare, Domino's, where operational initiatives and cost-out programs are gaining traction, and Universal Store, which continues to offer an attractive balance of value and growth. Overall sector exposure remains actively managed through underweights and short positions.

Within growth sectors, we remain disciplined and selective. We added to Goodman Group following new contracted capacity within its US data-center portfolio, reinforcing long-term earnings visibility. We have also selectively increased exposure to WiseTech Global, Technology One and REA Group, where confidence in earnings delivery, capital discipline and strategic execution continues to build.

## Summary & Outlook

Equity markets remain volatile, with sentiment shaped by macro uncertainty and geopolitical developments. However, periods of volatility also create opportunities for active investors when share prices become disconnected from underlying fundamentals.

Our focus remains on staying close to companies, reassessing earnings expectations and identifying attractive long-term value. While the macro backdrop remains challenging, we believe many near-term risks are increasingly reflected in valuations. Corporate earnings across many sectors have remained more resilient than broader market sentiment would suggest, creating selective

opportunities in businesses with strong balance sheets, durable earnings and structural growth drivers. While market conditions may remain uneven in the near term, we believe staying invested and maintaining a long-term focus remains critical. Its likely that the RBA is not yet finished raising rates and we think this will drive a period of softer economic growth for Australia.

We can expect to see earnings downgrades across cyclical and rate sensitive areas to come in the months ahead. We are attuned to this risk and ensuring that we are not overly exposed without a valuation cushion.

Jun Bei & the Investment Team

## Net Portfolio Performance: Alpha Plus (as at April 2026)

	Jan	Feb	Mar	Apr	May	Jun	Jul	Aug	Sep	Oct	Nov	Dec	Year	Bench	Rel Perf
2026	-1.1%	2.3%	-9.3%	2.2%									-6.2%	0.5%	-6.8%
2025											1.8%	0.77%	2.6%	3.3%	-0.7%
Per annum since Inception*													-5.1%	3.3%	-8.4%

\*ITD = Inception to date (19<sup>th</sup> November 2025) Benchmark is ASX200 Accumulation Index. Past performance is not indicative of future performance. Returns as at April 30, 2026. Historic performance for the Ten Cap Alpha Plus Fund – Class A units may be used as a reference for the listed Ten Cap Alpha Plus Complex ETF. Note that past performance is not a reliable indicator of future performance. While any forecasts, estimates and opinions in this material are made on a reasonable basis, actual future results and operations may differ materially from the forecasts, estimates and opinions set out in this material. No guarantee as to the repayment of capital or the performance of any product or rate of return referred to in this material is made by Ten Cap or Ironbark Asset Management (Fund Services) Limited.

## Fund Information

The Ten Cap Alpha Plus Fund (ARSN 120 567 544) is an Australian Equity, long/short strategy with the typical asset classes held by the Fund being cash and cash equivalent instruments, Australian listed shares and other equity like securities and exchange traded Derivatives.

The Fund aims to achieve positive returns in excess of the Fund Benchmark, before fees and expenses, over the long term by taking both Long Positions and Short Positions in selected Australian shares.

<b>Minimum Investment:</b>	<i>No minimum for ASX:TCAP</i>
<b>Subscriptions:</b>	<i>Daily</i>
<b>Redemptions:</b>	<i>Daily</i>
<b>Management Fee:</b>	<i>0.97% per annum</i>
<b>Performance Fee:</b>	<i>20% of return above the fund benchmark</i>
<b>Responsible Entity:</b>	<i>Ironbark Asset Management (Fund Services) Ltd</i>
<b>Custodian &amp; Admin:</b>	<i>J.P. Morgan Chase Bank N.A. (Sydney Branch)</i>
<b>Auditor:</b>	<i>PwC</i>

## Let's Keep Talking

### Sydney

Level 4, 151 Macquarie Street,  
Sydney  
NSW 2000, Australia  
+61 2 7241 4388

### Investor Relations

info@tencap.com.au  
tencap.com.au

#### Material Matters:

On 29 September 2025, Ten Cap Investment Management Pty Ltd ACN 682 019 987, the investment manager of the Fund, was granted its application to vary its Australian financial services license, to provide general financial product advice to retail and wholesale clients. There have been no material changes to the Fund in terms of key service providers, the risk profile, investment strategy or changes to individuals in the investment team who play a key role in the investment decisions of the Fund. The Fund is classified as a hedge fund in accordance with the Australian Securities and Investments Commission, Regulatory Guide 240 'Hedge funds: Improving disclosure'. This classification is based on the fact that the Fund currently exhibits two or more characteristics of a hedge fund, being: 1) complexity of investment strategy or structure; 2) use of leverage; 3) use of derivatives; 4) use of short selling; 5) charges a performance fee. This information contains general information only and is not intended to represent specific investment or professional advice. The information does not take into account an individual's personal financial circumstances, objectives or needs. Before making an investment decision, you should consider obtaining professional investment advice that takes into account your personal circumstances and should read the current target market determination and offer document before making an investment decision to acquire or to continue to hold units in the Fund.

This material is issued by Ten Cap Investment Management Pty Ltd ACN 682 019 987 Australian Financial Services License (AFSL No. 565368) ('Ten Cap'). Ironbark Asset Management (Fund Services) Limited ABN 63 116 232 154 AFSL 298626 ('Ironbark') is the responsible entity for the Fund referred to in this document. The product disclosure statement (PDS) and target market determination (TMD) for the Fund is available from <https://ironbarkam.com/trustee/managed-funds/> or by calling MUFG on 1800 883 072. This material contains general information only. It is not intended to provide you with financial product advice and does not take into account your objectives, financial situation or needs. Past performance is no indication of future performance. This publication is based on information considered to be reliable. Opinions constitute our judgement at the time of issue and are subject to change. No representation, warranty or undertaking is given or made in relation to the accuracy or completeness of the information presented in this document. Except for liability which cannot be excluded, Ten Cap and Ironbark, and each of its directors, employees, agents and related bodies corporate, disclaim all liability in respect of any error or inaccuracy in, or omission from, this document and any person's reliance on it.